

AUM SUN PUBLIC SCHOOL
HOLIDAY HOMEWORK (2025-26)
CLASS: I
WORKSHEET 3

General Instructions:-

- summer vacation are here , Below are a few important suggestions to make the holidays more exciting and meaningful than ever before.
- Plant two saplings on world Environment Day on 5th June 2025 and share the photograph with your class teacher.
- Read at least one story book during the break.
- Practice public speaking or storytelling at home.
- Limit TV/mobile/video games time.
- Make a card and gift it to your father on Father's Day i. e. on 15th June 2025.
- Respect your parents, grandparents and all elders.
- Stay Fit, Stay Healthy play your favorite game/sport regularly.
- Submit your work till dated 30th June 2025.
- Do your work in a separate 3 in 1 notebook.
- Eat healthy food and drink lots of water & juices.
- Do your homework neatly and on your own.

Subject- Hindi

1. इ और ई की मात्रा के शब्द लिखो।
2. 10 पृष्ठ का सुलेख करे।
3. निम्नलिखित मात्राओं से 5 - 5 शब्द बनाइये:-

(1) (ऋ) _____


(2) (अं) _____

(3) (अः) _____

(4) (चंद्रबिंदु के शब्द) _____

5. रोज़ 10 कठिन शब्दों का लिखकर अभ्यास करें। (हिंदी पुस्तक से)

प्रश्न . चित्र देखकर खाली स्थान भरें ।








कहानी , पेड़ , हरियाली , बच्चे , बगीचे

1. यह _____ का चित्र है ।
2. बगीचे में _____ खेल रहे हैं ।
3. दो बच्चे _____ पर बैठे हैं ।
4. माँ रीना को _____ सुना रही है ।
5. बगीचे में _____ है ।


Subject – Grammar

Q1. Activity Collect pictures of nouns (people, places, things and animals) paste them on A4 sheet on each side and laminate it to get a table mat of nouns.

Q2. Look at the picture. Make sentences using these special name:-

1.  Jojo _____
2.  Aum Sun _____
3.  Diwali _____
4.  English book _____
5.  Rini dancer _____

Q3. Look at the picture. Fill in the blanks by writing the plural naming words of words given in brackets.



1. Lion _____ 5. Woman _____ 9. Child _____
2. Friend _____ 6. Duck _____ 10. Ticket _____
3. Bush _____ 7. Goose _____ 8. Mouse _____
4. Dog _____

Subject – Maths

Q1. Count and write:-

[illegible]

 = ()

$$\text{fish} = (\quad)$$

$$\text{smiley} = (\quad)$$

Q2. Draw the shapes and do colours:-

1. Circle
2. Triangle
3. Oval
4. Square
5. Rectangle

Q3. Addition:-

$$1) \text{car} + \text{car} = (\quad)$$

$$2) \text{car} + \text{car} = (\quad)$$

$$3) \text{car} + \text{car} = (\quad)$$

$$4) \text{flower} + \text{flower} = (\quad)$$

Q4 Subtraction :-

$$1) \text{bird} - \text{bird} = (\quad)$$

$$2) \text{butterfly} - \text{butterfly} = (\quad)$$

$$3) \text{box} - \text{box} = (\quad)$$

$$4) \text{box} - \text{box} = (\quad)$$

Q5. Write counting 01 to 200. (2 times in 3 in 1 notebook)

Subject- English

Q1. Read page no. 46 poem “Oh look at the moon” and underline the difficult words.

Q2. To enhance your hand writing 10 pages of cursive writing from English book. (3 in 1 notebook)

Q3. Learn and write words meaning ch. 1 . (2 times) (3 in 1 notebook)

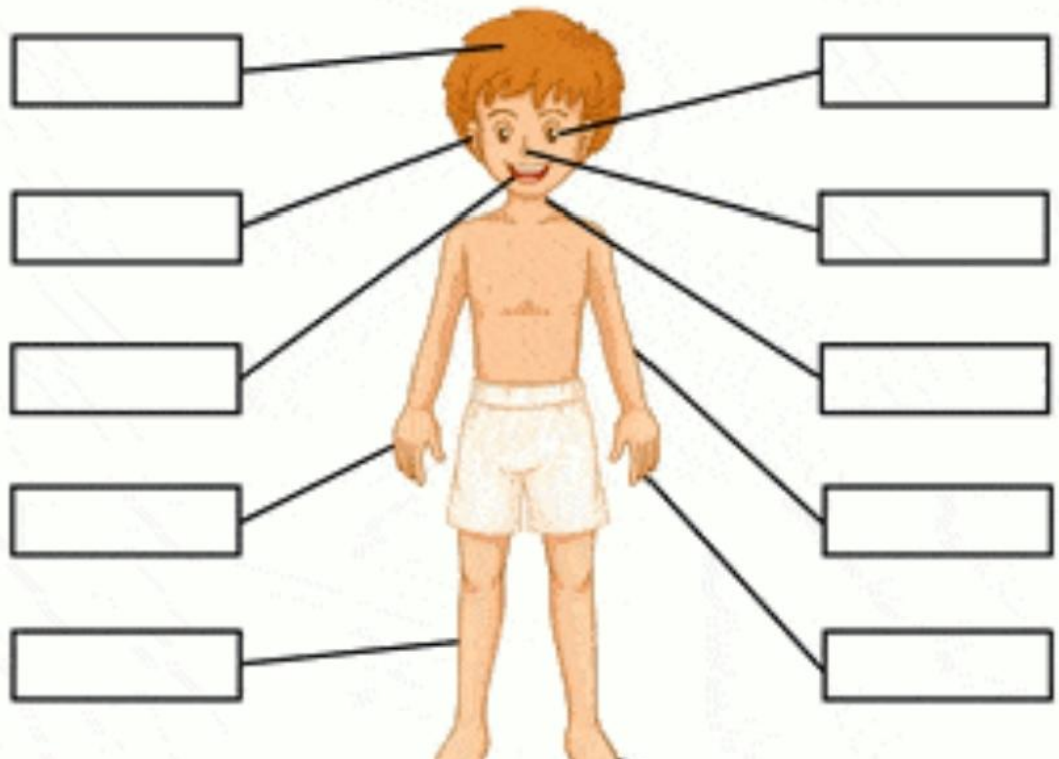
Q4 write 4 lines about “Tree”.

Q5. English book reading daily.

Subject- EVS

Label the parts of the body below.

arm	hand	leg	foot
eye	mouth	ear	nose
neck	toes	fingers	head



Q1. Read ch. 1,2,3,and underline the difficult words.

Q2. Draw 5 sense organ and do colours. (A/4sheet)

Q3. Write 4 lines about your “Father” on father’s Day.

Q4. Make 1 dance video any song and send your class teacher on what’sapp.

Q5. Learn word meaning EVS ch. 1,2,3 and write 2 times . (3 in 1 notebook)

Subject- G.K.

Q1. Learn all questions.

- 1) Which is our National animal? (Tiger)**
- 2) Which is our National flower? (Lotus)**
- 3) What is the currency of India? (Rupee)**
- 4) Which is the National flag of India? (Tiranga)**
- 5) Which is our National eat? (Mango)**
- 6) Which is our National Heritage animal? (Elephant)**
- 7) Which is our National reptile? (king cobra)**
- 8) Which is our National bird? (Peacock)**
- 9) Which is our National vegetable? (Pumpkin)**
- 10) Which is our National river? (ganga)**

Subject- drawing

Draw and colours “caterpillar 🐛 and flower 🌸”.

Subject- Computer

Make any 2 pictures using tux paint on computer and Send your ward class teacher.

Stay Safe Stay Healthy

.....-.....